
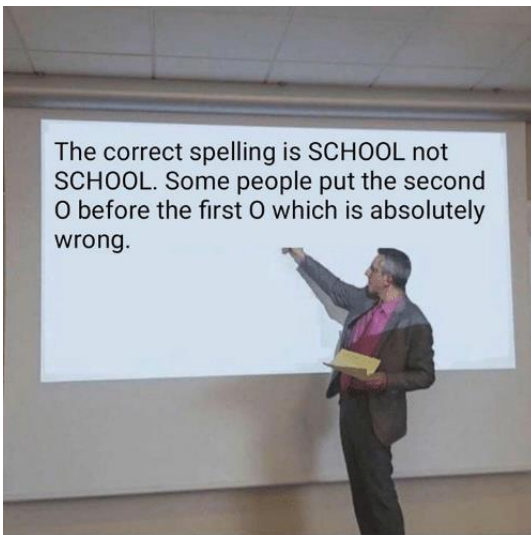




Grade 4
Spelling Booklet
Term 4 2021
Avocados Group



Dear Parents/Guardians,

This year we will be using the Soundwaves Spelling program. Each week your child will be working on a focus phoneme (sound) in class. The list of spelling words each week will have words that have the focus phoneme & grapheme (ways that different sounds can be written).

Please keep this booklet in your child's reader bag. Students are encouraged to practice their weekly spelling words at home (a list of ideas on how to practice spelling words is included at the back of this booklet). Students can also access activities/games to practice the weekly focus words through using the below code and website address.

Students will be tested on their spelling words each Friday.

If you have any questions please don't hesitate to contact your child's classroom teacher.

Thanks,

Grade 4 Team



W E L C O M E T O

SOUND WAVES

4













Student Access Codes

Students enter this code at www.soundwaveskids.com.au

Online Access Code for
Maiden Gully Primary School 2021
Expires 31 Dec 2021

thing112

Term 4 Spelling Words – Avocados Group

Term 4 Week 1 Week starting: Monday 4 th of October	Term 4 Week 2 Week starting: Monday 11 th of October	Term 4 Week 3 Week starting: Monday 18 th of October																																																																						
 <table border="1" data-bbox="113 302 304 392"> <tr><td>oo</td><td>boot</td><td>ui</td><td>fruit</td></tr> <tr><td>ew</td><td>screw</td><td>o</td><td>do</td></tr> <tr><td>ue</td><td>glue</td><td>oe</td><td>shoe</td></tr> <tr><td>u_e</td><td>flute</td><td>ough</td><td>through</td></tr> <tr><td>u</td><td>ruler</td><td>ou</td><td>group</td></tr> </table> <p>rescue</p> <p>pollute</p> <p>beautiful crew</p> <p>cruel suit</p> <p>through useful</p> <p>balloon drew</p>	oo	boot	ui	fruit	ew	screw	o	do	ue	glue	oe	shoe	u_e	flute	ough	through	u	ruler	ou	group	 <table border="1" data-bbox="646 291 742 380"> <tr><td>s</td><td>treasure</td></tr> <tr><td>si</td><td>television</td></tr> <tr><td>ge</td><td>mirage</td></tr> </table>  <table border="1" data-bbox="798 291 965 369"> <tr><td>z</td><td>zebra</td><td>ze</td><td>freeze</td></tr> <tr><td>zz</td><td>puzzle</td><td>ss</td><td>scissors</td></tr> <tr><td>s</td><td>beats</td><td>si</td><td>business</td></tr> <tr><td>se</td><td>cheese</td><td>x</td><td>xylophone</td></tr> </table> <p>doesn't usual</p> <p>zipper vision</p> <p>drizzle division</p> <p>horizontal measure</p> <p>realise television</p>	s	treasure	si	television	ge	mirage	z	zebra	ze	freeze	zz	puzzle	ss	scissors	s	beats	si	business	se	cheese	x	xylophone	 <table border="1" data-bbox="1069 291 1181 403"> <tr><td>ou</td><td>cloud</td></tr> <tr><td>ow</td><td>flower</td></tr> <tr><td>ough</td><td>plough</td></tr> <tr><td>o</td><td>coward</td></tr> </table> <p>powerful</p> <p>downstairs</p> <p>crowd powerful</p> <p>proud ourselves</p> <p>crown drought</p> <p>allow thousand</p>	ou	cloud	ow	flower	ough	plough	o	coward																				
oo	boot	ui	fruit																																																																					
ew	screw	o	do																																																																					
ue	glue	oe	shoe																																																																					
u_e	flute	ough	through																																																																					
u	ruler	ou	group																																																																					
s	treasure																																																																							
si	television																																																																							
ge	mirage																																																																							
z	zebra	ze	freeze																																																																					
zz	puzzle	ss	scissors																																																																					
s	beats	si	business																																																																					
se	cheese	x	xylophone																																																																					
ou	cloud																																																																							
ow	flower																																																																							
ough	plough																																																																							
o	coward																																																																							
Term 4 Week 4 Week starting: Monday 25 th of October	Term 4 Week 5 Week starting: Monday 1 st of November	Term 4 Week 6 Week starting: Monday 8 th of November																																																																						
 <table border="1" data-bbox="135 907 255 1008"> <tr><td>ch</td><td>chicken</td></tr> <tr><td>ch</td><td>chef</td></tr> <tr><td>ch</td><td>match</td></tr> <tr><td>ti</td><td>question</td></tr> <tr><td>te</td><td>righteous</td></tr> <tr><td>t</td><td>picture</td></tr> </table>  <table border="1" data-bbox="263 907 542 985"> <tr><td>sh</td><td>shell</td><td>sci</td><td>conscious</td><td>c</td><td>excruciating</td></tr> <tr><td>ch</td><td>chef</td><td>ce</td><td>ocean</td><td>f</td><td>ingratitude</td></tr> <tr><td>ti</td><td>station</td><td>s</td><td>sure</td><td>sc</td><td>crescendo</td></tr> <tr><td>ci</td><td>musician</td><td>ss</td><td>tissue</td><td>che</td><td>panache</td></tr> <tr><td>si</td><td>tension</td><td>ssi</td><td>session</td><td></td><td></td></tr> </table> <p>sandwich shining</p> <p>chicken friendship</p> <p>picture chalet</p> <p>feature station</p> <p>research special</p>	ch	chicken	ch	chef	ch	match	ti	question	te	righteous	t	picture	sh	shell	sci	conscious	c	excruciating	ch	chef	ce	ocean	f	ingratitude	ti	station	s	sure	sc	crescendo	ci	musician	ss	tissue	che	panache	si	tension	ssi	session			 <table border="1" data-bbox="646 884 750 985"> <tr><td>oy</td><td>boy</td></tr> <tr><td>oi</td><td>coin</td></tr> <tr><td>uoy</td><td>buoy</td></tr> </table>  <table border="1" data-bbox="790 884 981 974"> <tr><td>eer</td><td>deer</td><td>e</td><td>cereal</td></tr> <tr><td>eer</td><td>ear</td><td>ir</td><td>souvenir</td></tr> <tr><td>ere</td><td>here</td><td>ea</td><td>wear</td></tr> <tr><td>ier</td><td>fiere</td><td>eo</td><td>theory</td></tr> </table> <p>point nearly</p> <p>choice disappear</p> <p>avoid sphere</p> <p>destroy pierce</p> <p>moisture peer</p>	oy	boy	oi	coin	uoy	buoy	eer	deer	e	cereal	eer	ear	ir	souvenir	ere	here	ea	wear	ier	fiere	eo	theory	 <table border="1" data-bbox="1157 884 1268 996"> <tr><td>th</td><td>thong</td></tr> </table>  <table border="1" data-bbox="1332 884 1444 996"> <tr><td>th</td><td>feather</td></tr> <tr><td>the</td><td>the breathe</td></tr> </table> <p>without they're</p> <p>healthy either</p> <p>length feather</p> <p>thirty therefore</p> <p>tenth neither</p>	th	thong	th	feather	the	the breathe
ch	chicken																																																																							
ch	chef																																																																							
ch	match																																																																							
ti	question																																																																							
te	righteous																																																																							
t	picture																																																																							
sh	shell	sci	conscious	c	excruciating																																																																			
ch	chef	ce	ocean	f	ingratitude																																																																			
ti	station	s	sure	sc	crescendo																																																																			
ci	musician	ss	tissue	che	panache																																																																			
si	tension	ssi	session																																																																					
oy	boy																																																																							
oi	coin																																																																							
uoy	buoy																																																																							
eer	deer	e	cereal																																																																					
eer	ear	ir	souvenir																																																																					
ere	here	ea	wear																																																																					
ier	fiere	eo	theory																																																																					
th	thong																																																																							
th	feather																																																																							
the	the breathe																																																																							
Term 4 Week 7 Week starting: Monday 15 th of November	Term 4 Week 8 Week starting: Monday 22 nd of November	Term 4 Week 9 Week starting: Monday 29 th of November																																																																						
 <table border="1" data-bbox="175 1601 486 1691"> <tr><td>air</td><td>chair</td><td>ai</td><td>dairy</td><td>ea</td><td>bearable</td></tr> <tr><td>are</td><td>square</td><td>ar</td><td>scarce</td><td>aire</td><td>millionaire</td></tr> <tr><td>ear</td><td>bear</td><td>a</td><td>caring</td><td>ae</td><td>aerial</td></tr> <tr><td>ere</td><td>where</td><td>ayer</td><td>prayer</td><td></td><td></td></tr> <tr><td>eir</td><td>their</td><td>ayor</td><td>mayor</td><td></td><td></td></tr> </table> <p>anywhere upstairs</p> <p>somewhere careful</p> <p>repair square</p> <p>scarce wear</p> <p>various dairy</p>	air	chair	ai	dairy	ea	bearable	are	square	ar	scarce	aire	millionaire	ear	bear	a	caring	ae	aerial	ere	where	ayer	prayer			eir	their	ayor	mayor			<p>No spelling words this week due to spelling assessment at school instead. Use this week to revise any words you may have found tricky this term.</p>	 <table border="1" data-bbox="1133 1590 1436 1691"> <tr><td>er</td><td>ladder</td><td>o</td><td>iron</td><td>our</td><td>colour</td></tr> <tr><td>or</td><td>dollar</td><td>u</td><td>cactus</td><td>ough</td><td>thorough</td></tr> <tr><td>or</td><td>doctor</td><td>re</td><td>centre</td><td>ie</td><td>mischief</td></tr> <tr><td>a</td><td>pizza</td><td>ai</td><td>certain</td><td>ei</td><td>foreign</td></tr> <tr><td>e</td><td>bucket</td><td>ure</td><td>picture</td><td>yr</td><td>martyr</td></tr> <tr><td>i</td><td>dolphin</td><td>ou</td><td>famous</td><td></td><td>and many more!</td></tr> </table> <p>season interval</p> <p>nature interrupt</p> <p>furniture planet</p> <p>certain December</p> <p>fountain visitor</p>	er	ladder	o	iron	our	colour	or	dollar	u	cactus	ough	thorough	or	doctor	re	centre	ie	mischief	a	pizza	ai	certain	ei	foreign	e	bucket	ure	picture	yr	martyr	i	dolphin	ou	famous		and many more!				
air	chair	ai	dairy	ea	bearable																																																																			
are	square	ar	scarce	aire	millionaire																																																																			
ear	bear	a	caring	ae	aerial																																																																			
ere	where	ayer	prayer																																																																					
eir	their	ayor	mayor																																																																					
er	ladder	o	iron	our	colour																																																																			
or	dollar	u	cactus	ough	thorough																																																																			
or	doctor	re	centre	ie	mischief																																																																			
a	pizza	ai	certain	ei	foreign																																																																			
e	bucket	ure	picture	yr	martyr																																																																			
i	dolphin	ou	famous		and many more!																																																																			

Fun Ways to Practise Spelling Words

1. **ABC order**- Write your words in alphabetical order.
2. **Rainbow Words** - Write your words in three colours
3. **Silly sentences** -Use all your words in ten sentences
4. **Picture words** - Draw a picture and write your words in the picture.
5. **Words into segments** - Write your words in segments as per using 'Soundwaves' grapheme boxes
6. **Story words** - Write a short story using all your words.
7. **Surround words** - Write your words on graph paper and outline in colours.
8. **Ransom words** - Cut out letters in a newspaper/magazine and glue them on a paper to spell your words.
9. **Pyramid Words** - Write your words adding or subtracting one letter at a time. The result will be a pyramid shape of words.
10. **Words-in-words** - Write your word and then write at least 2 words made from each.
11. **Delicious words** - Write your words in whipped cream, peanut butter, or anything you can eat!
12. **Good Clean Words** -Write your words in shaving cream on a bench or some other surface that can be cleaned safely.
13. **Messy Words** - Write your words in mud or sand.
14. **Pasta Words** - Write your words by arranging alphabet pasta or pieces of pasta.
15. **Reversed Alphabetical** - Write your words in ABC (alphabetical order) -backwards!
16. **Create an activity** - Can you think of a fun way to do your spelling activities? Try it out!
17. **Magazine words** - Find your words in an old magazine/newspaper and cut it out and glue it on paper.
18. **Sound Words** - Use a phone, ipad or computer and record saying your words and their spelling. Then listen to yourself, checking to see that you spelled all the words correctly.
19. **X Words** - Write two words having one common letter so they criss-cross.
20. **Other Handed** - If you are right-handed, write with your left, or vice versa.
21. **Silly String** - With a long length of string, "write" words in cursive, using the string to shape the letters.
22. **Backwriting** - Using your finger, draw each letter on a partners' back, having the partner say the word when completed.
23. **Flashwriting** - In a darkened room, use a flashlight to draw letters in the air.
24. **Secret Agent Words** - Number the alphabet from 1 to 26, then convert your words to a number code.
25. **Word find** -make your words into a word find
26. **Teach**- your words to a member of your family
27. **Play doh**- make your words using playdoh

